

DRY-IT™

Series of Screen Drying Cabinets



Model DC-5259
One of 8 sizes!



Model DC-5259V
Vertical format cabinet

ADVANTAGES

- Horizontal and vertical models available
- Ten adjustable shelves
- Fully insulated to minimize energy costs
- Quickly reaches maximum temperature
- Clean, filtered air keeps debris out, limiting pinholes
- Digital temperature readout
- Standard temperatures to 120°F (49°C); higher temperatures available
- Heavy-duty steel construction
- All-stainless steel lining available
- Easy access for cleaning and servicing
- Heavy-duty casters for mobility

A.W.T.'s Dry-It Series of Screen Drying Cabinets features fully-enclosed, well-insulated units. The drying compartment quickly heats to the specified temperature, minimizing power consumption and operating costs. All Dry-It units include complete temperature controls with a standard temperature range up to 120°F (49°C); higher temperatures are available.

Filtered, heated air moves through the cabinet gently and evenly, from one side to the other. The heated, moisture-filled air is then forced out of the drying compartment. No moisture is recycled back into the unit. Screens are dried evenly and remain dust-free.

Dry-it units are available in both Horizontal and Vertical models to accommodate a range of production environments. All units feature steel construction and heavy-duty casters for workshop mobility. An optional all-stainless steel lining is available.



A.W.T. World Trade, Inc.
Division of The A.W.T. World Trade Group

4321 N. Knox Avenue • Chicago, IL 60641 USA

773.777.7100 • Fax: 773.777.0909

sales@awt-gpi.com • www.awt-gpi.com

DRY-IT™ SCREEN DRYING CABINETS


Why use a screen drying cabinet?

Using a screen drying cabinet improves your screen quality and reduces your overall labor costs. In the open air, dust and other foreign matter will settle on the screen, creating flaws in the exposure process. By eliminating these problems and decreasing the need to touch-up and fill pinholes,

the Dry-It™ Screen Drying Cabinet provides employees valuable time to perform other tasks. Each Dry-It Cabinet provides the required even heat distribution and the perfect temperature to dry screens evenly and dust free.

Standard Features

- Digital temperature readout
- Air-intake filter
- Fully insulated cabinet
- Exhaust removes moisture
- Standard temperature up to 120°F (49°C)
- Heavy-duty casters



Filtered, heated air moves evenly through chamber.




Digital temperature control readout.




Filtered air helps keep screens dust and pin-hole free.

Options and Accessories

- Double-sided brackets for smaller frames (available on horizontal models only)
- All-stainless steel lining
- High-temperature models - up to 140°F (60°C)
- Spare parts package




Optional double-sided brackets accommodate multiple smaller frames for horizontal-style cabinets.



Door latches and gaskets provide an extra tight seal to keep dust and dirt out.

Fully Enclosed for Cleanliness and Uniform Drying

Single-sided brackets are on both the left and right sides of the horizontal-style Dry-It™ Cabinet; left side brackets are adjustable



Shown with optional double-sided brackets (for smaller frames)

Multiple double-sided brackets can be added per shelf.

Specifications

MODEL NO.	NUMBER OF DOORS	MAXIMUM FRAME O.D.	OVERALL DIMENSIONS H* x W x D	ELECTRICAL	AMPS
DC-3038	Single Door	30 x 38" (76 x 97cm)	46 x 38 x 48" (117 x 97 x 122cm)	115V, 1Ph, 60Hz	13.5
DC-3038-220	Single Door	30 x 38" (76 x 97cm)	46 x 38 x 48" (117 x 97 x 122cm)	220V, 1Ph, 50/60Hz	8
DC-5259-220	Double Door	52 x 59" (132 x 150cm)	46 x 61 x 70" (117 x 155 x 178cm)	220V, 1Ph, 50/60Hz	16
DC-5473-220	Double Door	54 x 73" (137 x 185cm)	46 x 67 x 90" (117 x 170 x 228cm)	220V, 1Ph, 50/60Hz	16
DC-7686-220	Double Door	76 x 86" (193 x 218cm)	46 x 91 x 102" (117 x 231 x 259cm)	220V, 1Ph, 50/60Hz	18
DC-7698-220	Double Door	76 x 98" (193 x 249cm)	46 x 91 x 114" (117 x 231 x 289cm)	220V, 1Ph, 50/60Hz	CALL FOR SPECS
DC-82132-220	Double Door	82 x 132" (208 x 335cm)	46 x 97 x 148" (117 x 246 x 375cm)	220V, 1Ph, 50/60Hz	
DC-82180-220	Double Door	82 x 180" (208 x 457cm)	46 x 97 x 196" (117 x 246 x 497cm)	220V, 1Ph, 50/60Hz	

* Height includes casters

Vertical Format Allows Smaller Area Requirements



The Vertical-style Dry-It™ Cabinet allows a small footprint, saving floor space.

Specifications

MODEL NO.	NUMBER OF DOORS	MAXIMUM FRAME O.D.	OVERALL DIMENSIONS H x W x D	ELECTRICAL	AMPS
DC-3038V	Single Door	30 x 38" (76 x 97cm)	41 x 43 x 48" (104 x 109 x 122cm)	115V, 1Ph, 60Hz	13.5
DC-3038V-220	Single Door	30 x 38" (76 x 97cm)	41 x 43 x 48" (104 x 109 x 122cm)	220V, 1Ph, 50/60Hz	8
DC-5259V-220	Double Door	52 x 59" (132 x 150cm)	43 x 64 x 70" (109 x 163 x 178cm)	220V, 1Ph, 50/60Hz	16
DC-5473V-220	Double Door	54 x 73" (137 x 185cm)	43 x 70 x 90" (109 x 178 x 228cm)	220V, 1Ph, 50/60Hz	16

773.777.7100 • Fax: 773.777.0909 • sales@awt-gpi.com

©2018 A.W.T. World Trade, Inc. No part of this literature may be reproduced without written permission. Specifications subject to change without notice. #LIT-423 9/18